


ENDO||ULTRA™



Patent pending
USA Engineered and Manufactured

SEE WHY
SCIENTIFIC
EVIDENCE
SUPPORTS
ULTRASONIC
ACTIVATION

ENDO||ULTRA™
THE WORLD'S FIRST CORDLESS
ULTRASONIC ENDO ACTIVATION DEVICE



ENDO|ULTRA™

The EndoUltra™ produces ultrasonic tip frequency

LED Power Level Indicator

Rechargeable battery provides ample power, plus easy-to-see charge levels (Full Power - Green, Partial - Orange and Low - Red)

Ergonomic Design

Contra angle design offers easy access in posterior regions

On/Off Switch

Single button controls both LED light and tip activation

Cordless

Convenient and easy to use

Sure Grip Design

Sleek design and slim soft grip for both comfort and easy maneuverability

EndoUltra™ by Vista Dental™ harnesses ultrasonic technology in a compact, easy-to-use and cordless handheld device! **EndoUltra™** is the only cordless activator unit capable of generating the tip frequency (40,000 Hz) required to create sufficient acoustical streaming and the cavitation necessary to effectively clean, penetrate and remove vapor lock.

The complete **EndoUltra™** kit includes 3 autoclavable Activator tips which resonate down the *entire length of the tip!* These unique, multi-use tips will not engage or remove tooth structure. Tip frequency is 40 kHz (40,000 cycles / second). Tips may also be purchased separately.

SCAN CODE
TO SEE VIDEO!



Superior Activation*

Compared to sonic devices

of 40,000 Hz (200X more powerful than sonic devices)!

ULTRA EFFECTIVE

Better penetration to every part of the canal!

ULTRA EFFICIENT

Better cleaning in less time!

ULTRA SONIC

Better acoustic streaming with cavitation!

EndoUltra™

Disrupts biofilm *and*

- Improves cleanliness
- Reduces bacteria levels
- Improves penetration of irrigants
- Removes vapor lock

LED Light

Provides illumination for improved visibility and eliminates shadows in tough to see working areas

Activator Tips

Unit includes uniquely designed autoclavable Activator tips

Patent Pending

Autoclavable Sleeves

Three handpiece sleeves are included with the EndoUltra™ for easy autoclaving between procedures

ENDOULTRA™

SKU

Complete EndoUltra™ Kit

[407702]

Includes: (1) cordless handpiece, (3) autoclavable handpiece sleeves, (6) Activator tips, (1) charger, and (1) tip wrench.

	PACK	SKU
Activator tips	(3)	[407706]
Autoclavable Sleeves	(2)	[407709]
Protective Barriers	(100)	[407719]
EndoUltra™ Tip Wrench	(3)	[407711]

*Mozo S, et al. (2012). Review of ultrasonic irrigation in endodontics: increasing action of irrigating solutions. Med Oral Patol Oral Cir Bucal.

Van der Sluis LW, et al. (2007). Passive ultrasonic irrigation of the root canal: a review of the literature. Int Endod J.

Tasdemir T, et al. (2008). Effect of passive ultrasonic irrigation on apical extrusion of irrigating solution. Eur J Dent.

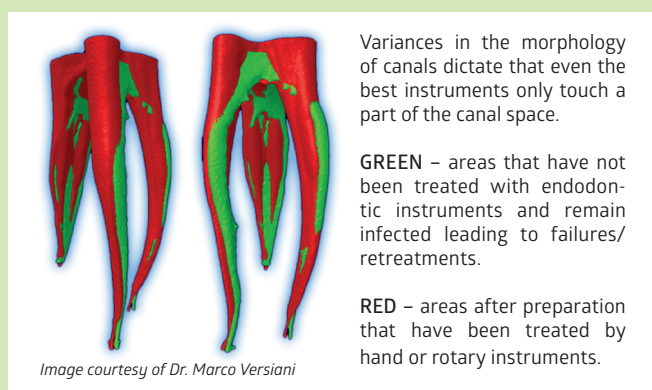
SEE WHY SCIENTIFIC EVIDENCE SUPPORTS ULTRASONIC TECHNOLOGY.

Vista Dental™, the industry leader in endodontic irrigation, is proud to introduce **EndoUltra™** – the world's FIRST cordless ultrasonic dental device! **EndoUltra™** offers best-in-class ultrasonic activation of irrigants.

Ultrasonic technology is much more effective than rotary or hand instruments

A research study** by Dr. Ove Peters illustrated that approximately 35% or more of the canal's surface remains untouched with the use of rotary or hand instruments.

This means that much of the canal's surface has not been properly cleaned or disinfected.

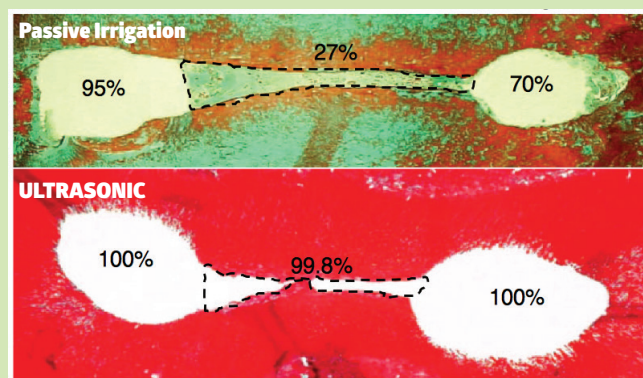


Furthermore, nickel titanium and stainless steel instruments leave a sufficient amount of the canal covered in smear layer, which leaves the canal populated with bacteria and debris. Rotary and hand instruments alone are insufficient to properly clean the endodontic space created. To improve clinical outcomes and reduce retreatments, ultrasonic agitation of irrigants is required.

**Peters OA, et al. (2001). Effects of four Ni-Ti preparation techniques on root canal geometry assessed by micro computed tomography. Int Endod J.

Research conducted at the University of Ohio by Dr. John Nusstein† compared the in vivo debridement efficacy of hand/rotary versus a "hand/rotary/ultrasound" technique (see chart below). Dr. Nusstein's research concluded, that 1 minute of ultrasonic activation after hand/rotary instrumentation resulted in significantly cleaner canals and isthmuses in the mesial roots of mandibular molars. Only with the addition of ultrasonics can you completely clean the difficult anatomy of the root canal.

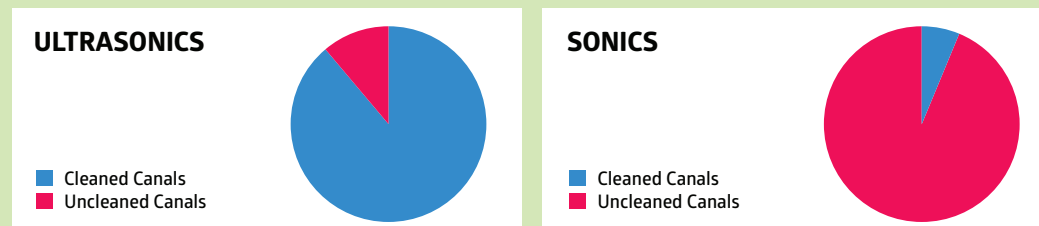
The **EndoUltra™** provides sufficient ultrasonic energy required to effectively activate canals resulting in significantly better endodontic procedures.



†Reprinted from Gutarts R, Nusstein J, Reader A, Beck M. In vivo debridement efficacy of ultrasonic irrigation following hand-rotary instrumentation in human mandibular molars. J Endod. 2005, with permission from Elsevier.

Ultrasonic technology has proven to be superior to Sonic

In a study by Dr. Van der Sluis, ultrasonic activation proved to be significantly more effective in the removal of dentin debris than sonic activation. Ultrasonic devices, like the **EndoUltra™** are 89% effective in cleaning of the canals completely free from dentine debris, compared to the sonic group of 5.5% - 6.7%.



Jiang LM, et al. (2010). Evaluation of a sonic device designed to activate irrigant in the root canal. J Endod.

Additionally, only ultrasonics was proven to provide the shear forces required to produce cavitation and acoustic streaming. Activation of the irrigant resulted in significantly more dentin debris removal; ultrasonic activation was significantly more efficient than sonic activation.

Engineered Endodontic Solutions + EndoUltra Ultrasonic Activation = Improved results!

SmearOFF™

One Product, Twice the Impact.

Vista Dental, the leader in endodontic irrigation, introduces a new 2-in-1 product that replaces two commonly used solutions: EDTA + CHX

The only TRUE two-step 2-in-1 irrigant.††

2+1 Irrigant:	Removes Smear Layer	Kills Bacteria incl. E. Faecalis	2-in-1 Solution	Irrigation Procedure	Forms a Precipitate	Cost Savings
SmearOFF™	✓	✓	✓	2 step	No	YES!
QMix® brand	✓	✓	✓	3 step††	Yes†	No

†JOE-Vol 37, No 6, June 2011 ††QMix® irrigation instructions state that a sterile water/saline rinse is required after NaOCl and prior to introduction of QMix® solution.

*QMix® is a registered trademark of DENTSPLY International.



The only TRUE 2-step irrigation protocol

Step 1: Chlor-Xtra™

Step 2: SmearOFF™

Chlor-XTRA™ Engineered with surfactants and proprietary surface modifiers Multiple Patents Pending



Vista's Chlor-XTRA™ is an enhanced 6% sodium hypochlorite solution designed for irrigation, debridement and cleansing of root canals during and after instrumentation. The addition of powerful wetting agents and proprietary surface modifiers enables it to penetrate into lateral canals and isthmuses by lowering the surface tension.

Chlor-XTRA™ offers:

Compared to standard Sodium Hypochlorite,

- Greater oxidizing power
- 2+ times more wetting ability
- 2+ times more digestive
- Half the surface tension
- To reduce post-treatment complications
- To increase lubricity

Vista solutions have been specifically engineered and SCIENTIFICALLY tested to optimize dissolution and disinfection when combined with ultrasonic activation and acoustic streaming.



INTRODUCING

ENDO|ULTRA™

Improved Results

Vista Dental. The leader in irrigation and innovation.



2200 South St.
Racine, WI 53404

Toll Free: 877-418-4782
Phone: 262-636-9755
Fax: 262-636-9760

www.vista-dental.com
info@vista-dental.com