

Trouble-shooting guide: REGEN Universal Adhesive

Sensitivity:

- Do not dry between adhesive coats.
- Use DesensiMAX for immediate pain relief.

Poor bonding:

- For core applications, light-cure the first 1 mm layer of core material prior to bulk filling the core.

Please visit our website at www.apexdentalmaterials.com to view the full instructions.



Directions:

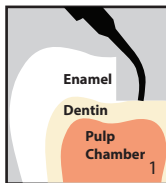
1. Apply RE-GEN Cleanser and agitate for 10 seconds, rinse, leave tooth moist.
2. To the moist tooth, apply 1 coat of RE-GEN Universal. Allow to dwell for 20 seconds.
3. Apply 2 additional coats of RE-GEN Universal.
4. **DRY THOROUGHLY**
5. Light activate for 10 seconds.

Please visit our website at
www.apexdentalmaterials.com
to view the full instructions

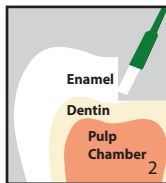


Dental Materials, Inc.

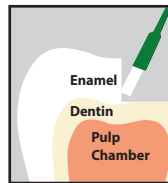
RE^{GEN} Universal Technique Card



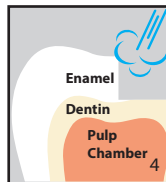
Apply cleanser and agitate for 10 sec. **Rinse** & leave moist.



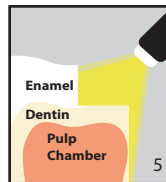
To the moist tooth, apply 1 coat of RE-GEN Universal. Allow to dwell for 20 seconds.



Apply 2 additional coats.



DRY THOROUGHLY



Light activate for 10 seconds.

Notes:

1. Do not dry between adhesive coats.
2. Use DesensiMAX for immediate pain relief.
3. For core applications, light-cure the first 1mm layer of core material prior to bulk filling the core.

90669 (1)